

JAC



JAC FORKLIFT

H Series Internal Combustion
Counterbalanced Forklift Truck

CPCD120H / CPCD135H / CPCD150H / CPCD160H / CPCD180H



JAC HEAVY DUTY IMPORT & EXPORT CO.,LTD





**MATERIAL HANDLING EXPERTS
FROM AUTOMOTIVE QUALITY**



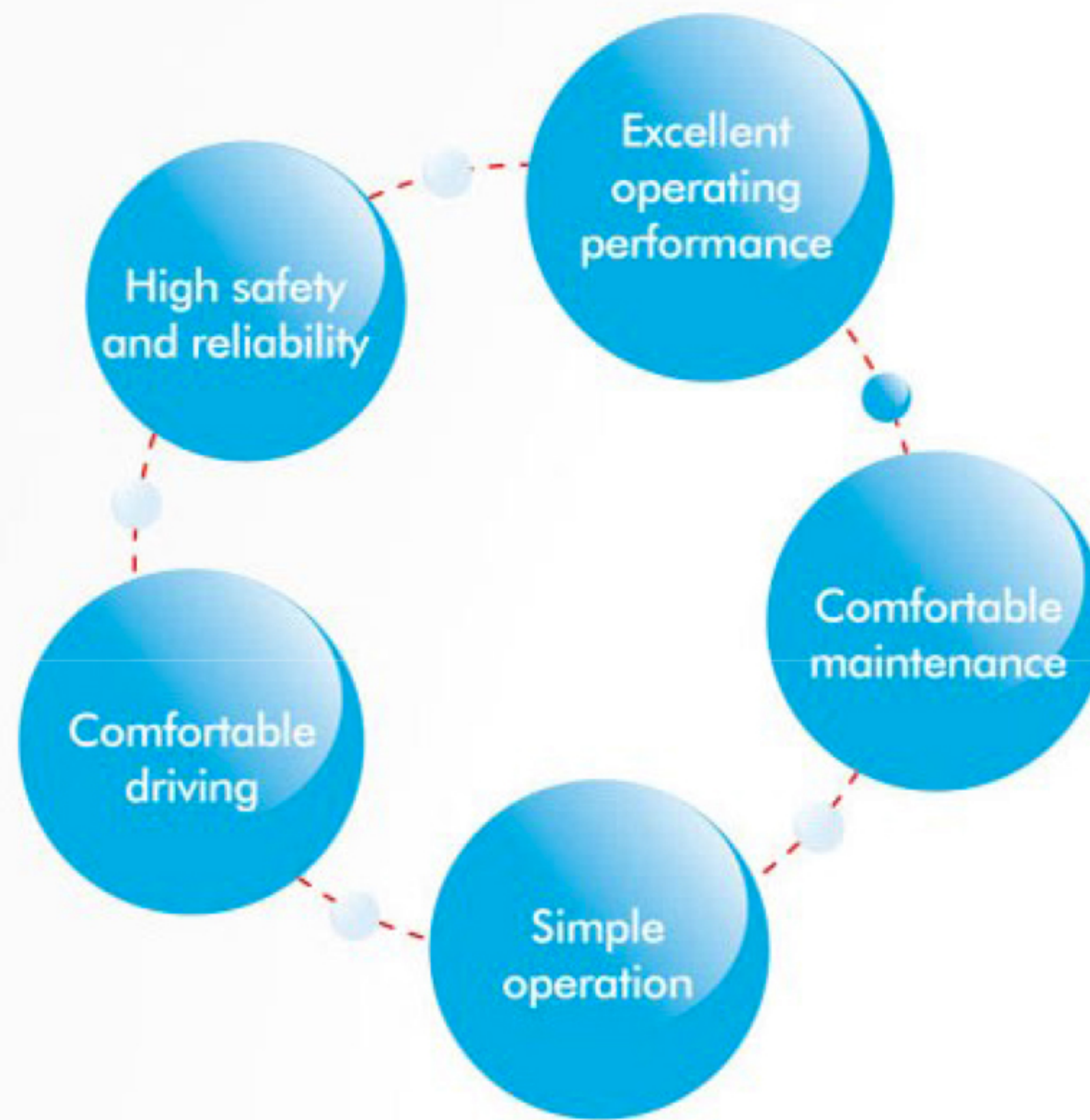
✉ contact@gmm-mg.com
📍 Route du Pape Alarobia (face sanifer)
📞 +261 32 03 111 33 / +261 32 03 111 34 / +261 32 03 111 36



Move forward

Selling Points Of H Series 12-18t Internal Combustion Counterbalanced Forklift Trucks

Five Highlights

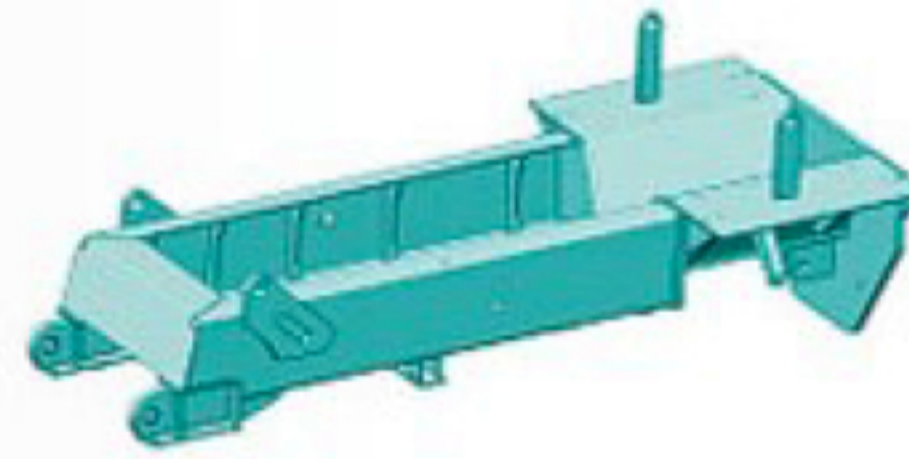


No.1 Excellent operating performance

◆ Excellent carrying capacity

C-shaped beam box construction.

Reinforced working units enable correct functioning with 20% additional load.



◆ Powerful

Two powerful engines are available to 15–18t forklifts: One is domestic YC 140kw engine and the other is Cummins 142kw engine. Two powerful engines are available to 12–13.5 forklifts: One is domestic YC 115kw engine and the other is Cummins 119kw engine.

Electro-hydraulic integrated transmission case ensures automatic buffer at start and smooth gearing shifting for various working conditions.



YC engine

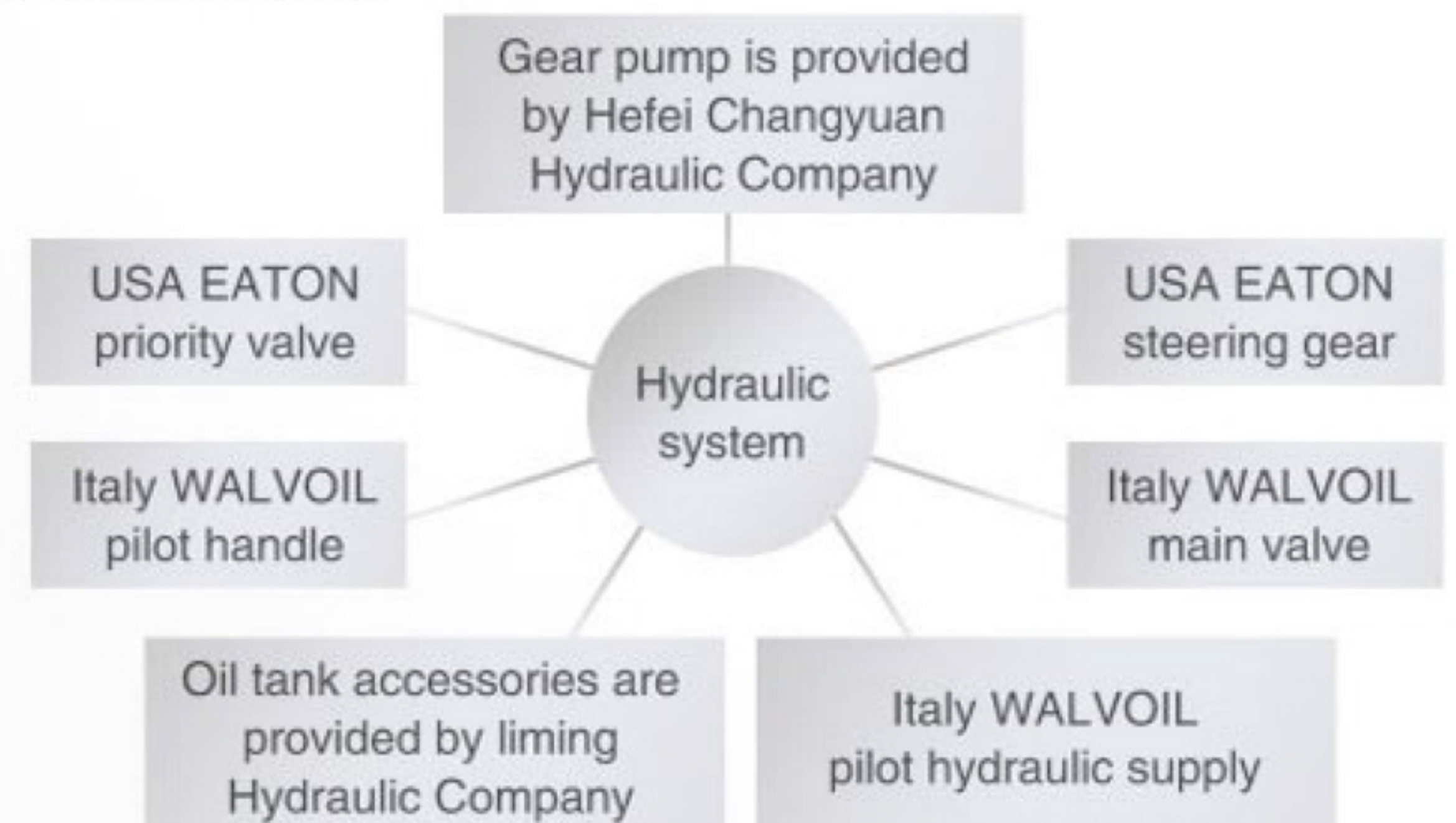


Cummins engine



◆ Reliable

Imported as well as top domestic hydraulic systems provided with independent radiator ensure longer service life of elements.



No.2 Comfortable driving

◆ Low vibration

Industry-leading three-level shock absorption.



Level-1 shock absorption



Level-2 shock absorption



Level-3 shock absorption

◆ Spacious and comfortable cab



No.3 Simple operation



Pilot hydraulic system is agile and easy to operate.




Integrated instruments controlled by one button.

No.4 High safety and reliability



Reverse image ensures correct and safe reversing.



Double-slideway lever check mechanism ensures safe rollover; it is a kind of double-slideway lever check mechanism (patent number: 201410571237.5).



With anti-theft cover of oil tank, the forklift can be parked outside. It is a kind of anti-theft oil tank cover (patent number: ZL201420578394.4).



The steps help the driver to get on the forklift. It is a kind of step installation bracket for large forklift (patent number: ZL201420699434.0).



Improved transverse hinge steering axle; it is a kind of forklift steering axle installation construction (patent number: ZL201420578426.0).

Brake pipeline composed of six intersection brakes ensures reliable braking. It is a kind of brake pipeline composed of six intersectional brakes (patent number: ZL201420613226)

No.5 Convenient maintenance

◆ Rollover system

The cab rollover system is easy to maintain. It is a kind of cab rollover unit of forklift (patent number: ZL201420578459.5)



contact@gmm-mg.com
Route du Pape Alarobia (face sanifer)
+261 32 03 111 33 / +261 32 03 111 34 / +261 32 03 111 36



Move forward

2M WFOV BASIC MAST

Lift height	Load capacity					Overall height of mast				
						12-13.5t		15-18t		
	12t	13.5t	15t	16t	18t	Forks(on the ground)	Fully extended Without backrest	Forks(on the ground)	Fully extended Without backrest	Mast tilt angle FR/RR
mm	kg	kg	kg	kg	kg	mm	mm	mm	mm	°
3000	12000	13500	15000	16000	18000	3228	4723	3290	4785	8/10
3200	12000	13500	15000	16000	18000	3328	4823	3390	4985	8/10
3300	12000	13500	15000	16000	18000	3378	4873	3440	5085	8/10
3500	12000	13500	15000	16000	18000	3478	4973	3540	5285	8/10
3700	12000	13500	15000	16000	18000	3578	5073	3640	5485	8/10
4000	12000	13500	15000	16000	18000	3778	5273	3790	5785	8/10
4500	12000	13000	15000	15500	18000	4028	5523	4090	6285	8/10
5000	12000	12500	15000	15000	18000	4278	5773	4340	6785	8/10
5500	11000	12000	14000	14500	17000	4578	6073	4640	7285	6/6
6000	10000	11500	13000	13500	16000	4828	6323	4890	7785	3/6
6500	9000	11000	12000	12500	15000	5078	6573	5140	8285	3/6

STANDARD EQUIPMENT

- MOS pipe electronic control
- Torque converter dipstick
- Standard forks
- Standard seat
- Charging indication
- Backup light
- Back-up buzzer
- Side mirror
- Light switch
- Lamp bracket
- Electric horn
- Engine choke
- Direction switch
- Combination taillight
- Durable rib tire
- Hour meter
- Neutral indicator
- Air cleaner clogging alarm
- WFOV mast
- Cable type parking brake
- Lift/tilt lever
- Lift circuit governor valve
- Drawbar pin
- Headlight
- Tilt adjustable steering wheel
- Full hydraulic power steering
- Overhead air intake system
- Handle
- Parking brake switch
- Coolant temperature gauge
- Tool kit
- Overhead headlight
- Rubber pedal pad
- Battery set
- LCD instrument cluster
- Hydraulic return filter element
- Hydraulic suction filter element
- Hydraulic oil scale
- Oil pressure alarm
- Key switch
- Brake
- Turn signal light

OPTIONS EQUIPMENT

- Side shifter
- High exhaust pipe
- Lengthened forks
- Lengthened fork cover
- Cab
- Cab heater
- Dual air filter
- Rotating beacon
- User specified color
- Small fan

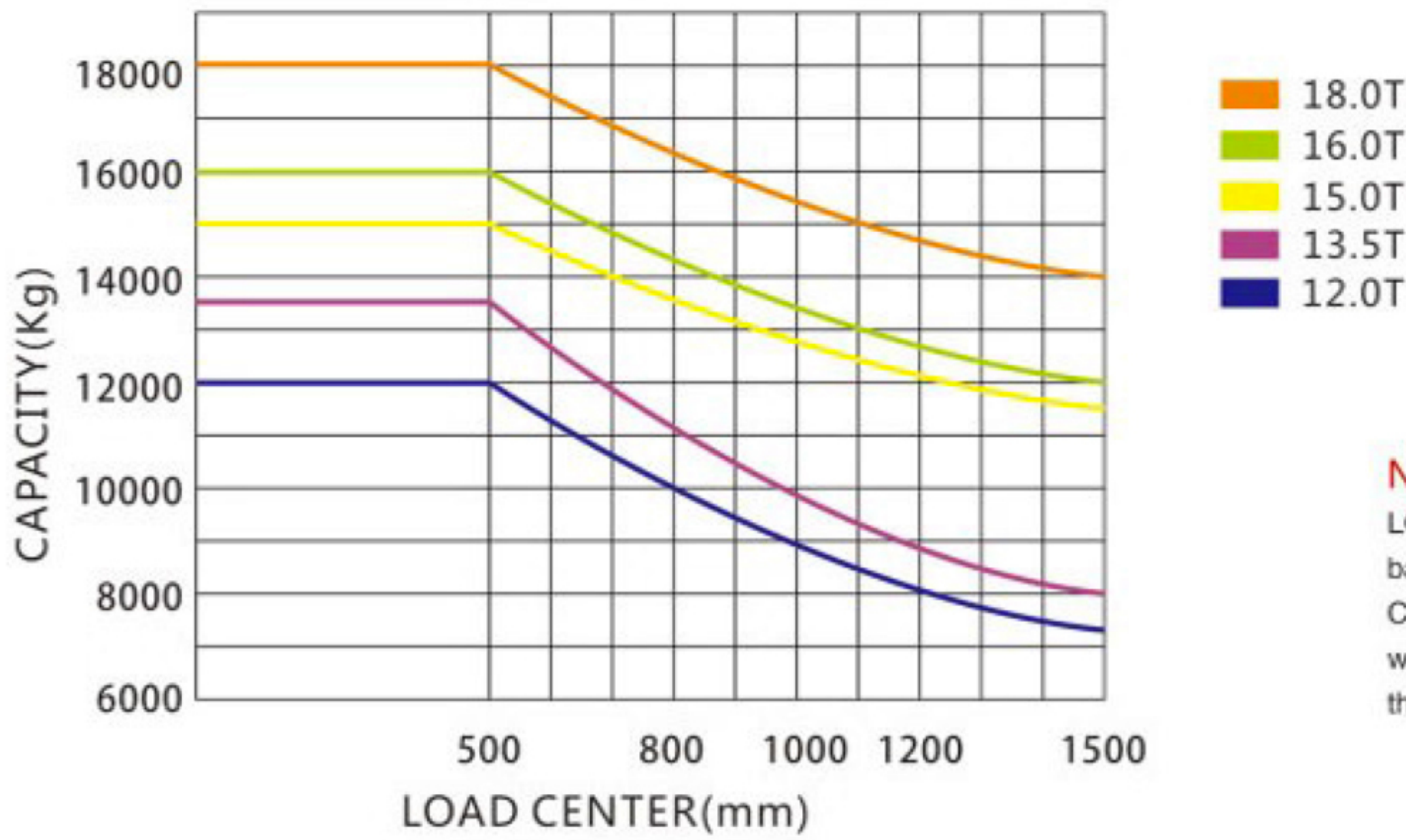
ENGINE TYPE SELECTION AND PARAMETERS

Manufacturer	Power type	Model	Number of cylinders	Bore x stroke mm	Total displacement L	Rated output/RPM Kw/r.p.m	Rated torque/RPM Nm/r.p.m	Emission standard	Applicable forklift truck					
									CPCD120	CPCD135	CPCD150	CPCD160	CPCD180	
Yuchai, China	Diesel	YC6B160Z-T21	6	108 x 125	6.871	115/2300	600/1550	Nationa Stage II						
Yuchai, China	Diesel	YC6A180Z-T21	6	108 x 132	7.255	140/2200	670/1550	Nationa Stage II						
Cummins, USA	Diesel	QSB6.7	6	85 x 100	6.700	142/2300	930/1500	EU stage III						

SPECIFICATION TABLE OF FORKS

Applicable models	Standard equipment	Width	Thickness	Length series										
	LxWxT	W	T	L										
	mm	mm	mm	mm										
12-13.5t	1520x200x85	200	85	1220	1370	1520	1670	1820	1970	2120	2270	2440	2520	
15-18t	2400x250x90	250	90	—	—	—	—	1820	1970	2120	2270	2400	2440	

LOAD CAPACITY



Note: the vertical axis represents the CAPACITY and the horizontal axis represents the LOAD CENTER. The calculation of LOAD CENTER starts with the frontage of fork. The basic point of standard load refers to the center of a cube with load side 1000mm long. The CAPACITY will drop if the mast tilts forwards, a non-standard fork is adopted or the load width is excessive. The CAPACITY at the LOAD CENTER could be timely learnt of through the load curve.

H SERIES INTERNAL COMBUSTION COUNTERBALANCED FORKLIFT TRUCK



contact@gmm-mg.com
 Route du Pape Alarobia (face sanifer)
 +261 32 03 111 33 / +261 32 03 111 34 / +261 32 03 111 36



Move forward

SPECIFICATIONS

Model		CPCD120	CPCD135	CPCD150	CPCD160	CPCD180	
1	Power type	Diesel	Diesel	Diesel	Diesel	Diesel	
2	Rated load	12000	13500	16000	16000	18000	
3	Load center distance	600	600	900	900	900	
4	Lift height	3000	3000	4000	4000	4000	
5	Free lift height	85	85	100	100	100	
6	Fork size	L x W x T	1820 x 200 x 85	1820 x 200 x 85	2400 x 250 x 90	2400 x 250 x 90	2400 x 250 x 90
7	Mast tilt angle	FR/RR	8°/10°	8°/10°	10°/10°	10°/10°	
8	Minimum turning radius	4750	4750	5250	5250	5250	
9	Minimum right angle stacking aisle width	8485	8485	9176	9176	9176	
10	Minimum right angle aisle width	4486	4486	4354	4354	4354	
11	Minimum ground clearance	215	215	260	260	260	
12	Height of overhead guard	3060	3060	3300(including A/C)	3300(including A/C)	3300(including A/C)	
13	Overhang(FR)	784	784	1040	1040	1040	
14	Maximum travel speed	25	25	18	18	18	
15	Maximum lift speed	370	370	220	220	220	
16	Maximum drawbar pull	80	80	101	101	101	
17	Gradeability	20	20	20	20	20	
18	Overall length	4800	4800	5885	5885	5885	
19	Overall width	2600	2600	2620	2620	2620	
20	Fork height at maximum lift(with backrest)	4696	4696	5785	5785	5785	
21	Mast height	3210	3210	3810	3810	3810	
22	Tires	Front wheel	11.00-20-18PR	11.00-20-18PR	12.00-24-24PR	12.00-24-24PR	12.00-24-24PR
23		Rear wheel	11.00-20-18PR	11.00-20-18PR	12.00-24-24PR	12.00-24-24PR	12.00-24-24PR
24	Wheelbase	3000	3000	3800	3800	3800	
25	Tread	Front wheel/rear wheel	1950/2050	1950/2050	1968/2248	1968/2248	1968/2248
26	Self weight	Without load	18700	19500	25000	25000	26600
27	Battery	Voltage/capacity	24/150	24/150	24/150	24/150	24/150
28	Engine	Model	Xichai CA6DF3	Xichai CA6DF3	Xuchai YC6J175-T302	Xuchai YC6J175-T302	Xuchai YC6J175-T302
29		Rated output	118/2200	118/2200	129/2200	129/2200	129/2200
30		Rated torque	640/1500	640/1500	710/1600-1800	710/1600-1800	710/1600-1800
31		Bore x stroke	110 x 125	110 x 125	105 x 125	105 x 125	105 x 125
32		Number of cylinders	6	6	6	6	6
33		Displacement	7.127	7.127	6.494	6.494	6.494
34	Fuel tank capacity	L	130	130	200	200	200
35	Transmissions(FWD/RWD)		2/2 electronic gearshifting	2/2 electronic gearshifting	3/3 electronic gearshifting	3/3 electronic gearshifting	3/3 electronic gearshifting
36	Operating pressure	Mpa	20	20	20	20	20
37	Tire type(FR/RR)		Pneumatic	Pneumatic	Pneumatic	Pneumatic	Pneumatic
38	Number of wheels(FR/RR)	Pcs	4/2	4/2	4/2	4/2	4/2
39	Lowering speed(full load)	mm/s	410	410	410	410	410
40	Lowering speed(no load)	mm/s	320	320	320	320	320
41	Axle load distribution(full load)(FR/RR)	kg	27650/3050	29500/3500	36000/4000	37200/3800	40000/4600
42	Axle load distribution(no load)(FR/RR)	kg	7500/11200	8000/11500	10200/14800	10200/14800	13000/13600

DIMENSIONAL DRAWING

